Ardeer Primary School Newsletter

November 12, 2026

Key Dates

Prep Transition Session #1 and Parent Information Session

Friday 13th November

9:00AM- 10:50AM

P-2 Twilight Activities

Tuesday 17th November

Grade 3 -6 Camp

Monday 16th November – 18th November

Prep Transition Session #2

Friday 20th November

9:00AM – 10:50AM

Step Up Day #1

Monday 30th November

Grade 6 Graduation Event Fun Day

Friday 4th December

School Concert

Monday 7th December

PRINCIPAL'S MESSAGE

Dear Families,

Yesterday was a significant and exciting day for the Ardeer Primary School community as we welcomed several distinguished guests to our school.

We were host to State Member for Laverton, Sarah Connolly, The Hon. Natalie Suleyman MP, The Hon. Ms. Ingrid Stitt MP, and The Hon. Ben Carroll MP, Premier of Victoria.

The visit commenced with our guests observing a Prep/1 phonics lesson, where they had the opportunity to see firsthand the outstanding learning taking place in our classrooms and the strong literacy foundations being developed by our youngest learners. Following the classroom visit, our School Captains proudly led a tour of the school, showcasing the many strengths of our learning environment and sharing their experiences as student leaders.

Our visitors also spent time in a Physical Education class, engaging with students and witnessing the enthusiasm and participation evident across the school.

The highlight of the visit was the announcement of a proposed $5.72 million upgrade for Ardeer Primary School, should the Victorian Government be re-elected. This proposed investment would support significant improvements to our main teaching and learning spaces, in Block A. Enhancing the learning environments available to our students and staff.

PRINCIPAL'S MESSAGE (CON'T)

We are incredibly proud of the way our students represented the school throughout the visit. Their confidence, respectful manner and enthusiasm were a wonderful reflection of our school values and culture.

I would like to thank our staff, students and families for their ongoing support and commitment to making Ardeer Primary School such a welcoming and vibrant learning community. We look forward to sharing further updates with our community as they become available.











MHiPS

Mental Health in Primary Schools

Anxiety and coping strategies

There are transitions happening in the coming weeks for all school children. For some, this can create a sense of worry or anxiety. Whilst temporary anxiety is a normal emotion that everyone may experience, it can be helpful to have some tools to support this emotion. Attached below are some resources that may support discussions between parents and children. These resources have been provided by a registered counsellor.

If you feel like your child is experiencing persistent anxiety, please:

· Make an appointment for your child at the GP to make a mental health care plan and seek further advice.

· Reach out to your child's classroom teacher

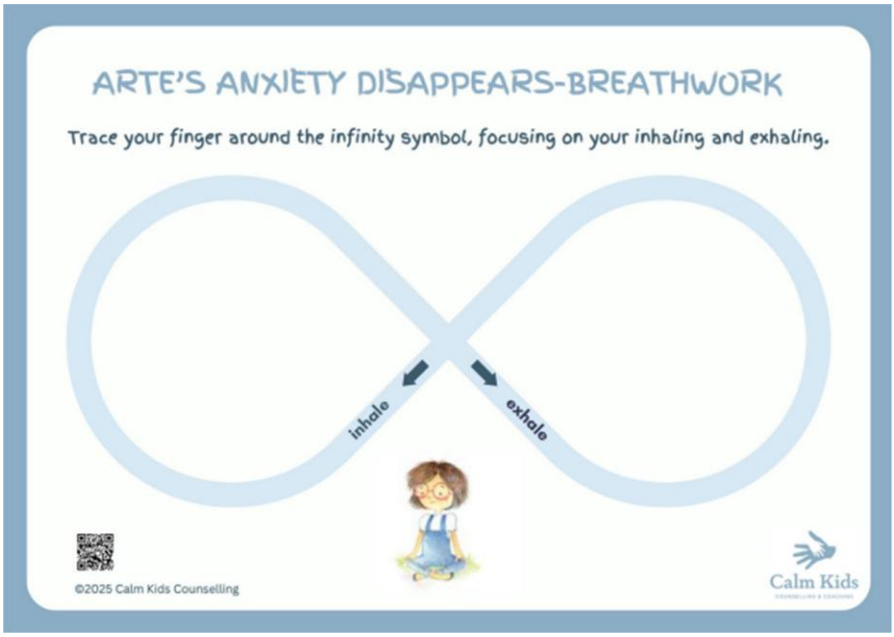

Calm Kids
COUNSELLING & COACHING

CHATTERBOX

ARTE'S ANXIETY DISAPPEARS



©2025 Calm Kids Counselling

Calm Kids

COPING TOOLS

WHAT HELPS ME

- [ ] Cuddle or play with a pet
- [ ] Rest and take a break
- [ ] Stretch
- [ ] Take slow, mindful breaths
- [ ] Listen to my favorite music
- [ ] Talk to someone I trust
- [ ] Get a hug
- [ ] Use positive affirmations
- [ ] Get a drink
- [ ] Use a stress ball
- [ ] Blow bubbles
- [ ] Do some drawing
- [ ] Dance
- [ ] Read a book
- [ ] Take a shower or bath



©2025 Calm Kids Counselling

Calm Kids

COPING TOOLS

WHAT HELPS ME

- [ ] 'The Big Sigh'
- [ ] Meditation
- [ ] Go for a walk
- [ ] Pat a dog
- [ ] Get out in nature
- [ ] Talk to my amygdala (brain)
- [ ] Use a grounding strategy
- [ ] Play with a fidget
- [ ] Crunch on an ice cube
- [ ] Play a game
- [ ] Humming
- [ ] Singing
- [ ] Exercise
- [ ] My choice _____
- [ ] My choice _____



©2025 Calm Kids Counselling

2026 SCHOOL CONCERT- SAVE THE DATE

We are excited to be hosting our annual school concert onsite under the COLA on Monday 7 December 2026, this year. Due to the building relocation, we will not be running our Art Show this year. We look forward to welcoming as many families on the night.

Please take a moment to read the important details below to help ensure the evening runs smoothly for all students and families.

Student Arrival and Sign-In

Students are required to arrive to school between 4:30pm – 4:45pm on the night of the concert. Upon arrival, please take your child directly to their classroom, where teachers will have a sign-in sheet available at the door. All students must be dropped off by a parent/carer unless they are attending after school care at which point a staff member from the TheirCare team will sign them in. Please ensure your child is signed in before you leave. Students must remain in their classrooms under teacher supervision until the concert begins at 5:00pm. All students will assemble under the COLA and are required to remain with their class prior to their performance.

After your child has completed their class performance, their classroom teacher will escort them back to their classroom. Parents are then asked to return to the classroom to sign their child out. Once the sign-out process is complete, students may join their families for the remainder of the concert.

Costumes and Clothing Requirements

If your child's class has specific costume requirements—such as particular colours, accessories, or items that need to be provided in advance—your classroom teacher will communicate this information separately via Seesaw or a note.

Additional Information for the Evening

- A sausage sizzle BBQ, along with canned drinks and water, will be available for purchase.
- Families are encouraged to bring a rug and a picnic to enjoy during the event. Please note that no alcohol is permitted.
- An event program outlining the order of performances will be sent out via Compass.

We are excited to celebrate the creativity and talents of our students and look forward to seeing you at this special community event. If you have any questions, please contact your child's classroom teacher.

STEP UP DAYS

As we begin planning for a successful start to the 2027 school year, students will have the opportunity to participate in two Step-Up Days on Monday 30 November and Monday 14 December.

These important transition sessions provide students with the opportunity to meet their 2027 teacher, spend time with the students they will be learning alongside next year, and become familiar with classroom routines and expectations.

Throughout the sessions, students will engage in a range of activities designed to help them build connections, develop confidence, and create a positive foundation for the year ahead. Step-Up Days are an important part of our transition program, helping students feel settled, supported and excited about their next stage of learning.

We look forward to seeing our students embrace these experiences as they begin their journey into a new school year.

TEACHING AND LEARNING SPOTLIGHT- (LITERACY)

Growing Vocabulary – One Word at a Time!

A strong vocabulary helps children at every stage of learning. When children understand and use a wide range of words, they are better able to make meaning from what they read, express their ideas clearly, strengthen their writing and build knowledge across the curriculum. Everyday conversations, reading and shared experiences all provide valuable opportunities to develop vocabulary.



Ways to Build Vocabulary at Home

Notice interesting words while reading
When reading together, pause to talk about unfamiliar or interesting words. Use the surrounding words, pictures or sentences to help work out the meaning.

Encourage precise word choice
Support children to move beyond everyday words and experiment with more specific or descriptive language when speaking and writing.

Be a word detective
Choose a new word to explore together. Talk about what it means, where it might be used and what other words are connected to it.

Learn through everyday experiences
Cooking, sport, shopping, gardening, games and family outings all provide natural opportunities to hear, discuss and practise new vocabulary.

Keep conversations rich
Encourage children to explain, describe and justify their thinking. Meaningful conversation is one of the best ways to grow vocabulary.

Family Word Challenge

Choose one interesting word for the week and explore it together. Discover its meaning, notice where you hear or see it, and encourage everyone in the family to use it in conversation.

Parent Tip

There is no need to turn vocabulary into a test. Be curious about words together and celebrate when your child begins using new vocabulary independently.

From Prep to Year 6, every new word adds another tool to a child's reading, writing, thinking and communication toolkit.

TEACHING AND LEARNING SPOTLIGHT- (NUMERACY)

Decimals at Home

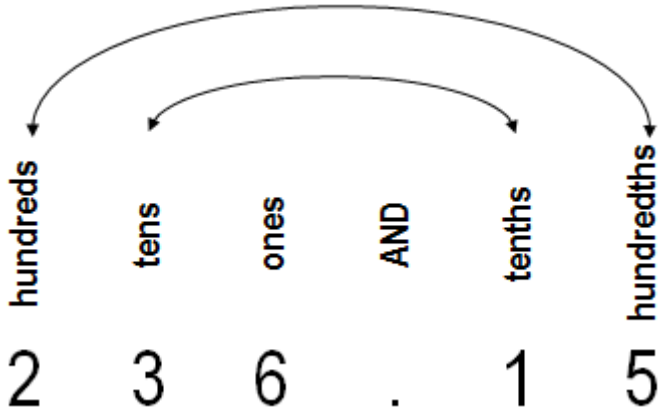

Decimals are everywhere in everyday life! We use them when handling money, measuring length, recording temperatures and comparing quantities. These simple activities help children develop strong decimal understanding through practical experiences.

Foundation

1. Money Hunt – Find prices in catalogues or shops and notice the numbers used.

2. Temperature Talk – Look at the weather temperature and discuss whether it is higher or lower each day.

3. Measuring – Use a ruler to notice measurements between whole centimetres.

4. Number Talk – Explore numbers such as 1½ and talk about quantities between whole numbers.

5. Decimal Detective – Look for numbers with decimal points around the home.

Year 1

1. Money Match – Explore prices such as $1.50 and $2.25 and discuss the dollars and cents.

2. Measure It – Measure objects and record measurements that include centimetres and millimetres.

3. Which Is More? – Compare prices and measurements using everyday examples.

4. Number Line – Place familiar quantities such as 0.5 and 1.5 on a number line.

5. Decimal Hunt – Find decimal numbers on packaging, receipts and measuring tools.

TEACHING AND LEARNING SPOTLIGHT- (NUMERACY)

Year 2

1. Money Challenge – Read and compare prices using dollars and cents.

2. Decimal Number Line – Place tenths between 0 and 1.

3. Tenths with Food – Divide food into 10 equal parts and discuss tenths.

4. Measure and Record – Measure objects and record lengths using decimal notation where appropriate.

5. Order the Numbers – Put simple decimal quantities in order from smallest to largest.

Year 3

1. Tenths Detective – Find and represent tenths using diagrams, number lines or collections.

2. Money Maths – Compare prices such as $3.50 and $3.05.

3. Decimal Number Line – Locate tenths between whole numbers.

4. Equivalent Representations – Connect fractions such as ½ with their decimal representation.

5. Estimate and Check – Estimate measurements before measuring accurately.

Year 4

1. Place Value Builder – Identify the value of each digit in numbers such as 4.36.

2. Decimal Number Line – Locate tenths and hundredths between whole numbers.

3. Order Decimals – Order decimal numbers from smallest to largest.

4. Shopping Challenge – Compare prices and calculate simple totals.

5. Decimal Detective – Find decimals in recipes, measurements, prices and sports results.

TEACHING AND LEARNING SPOTLIGHT- (NUMERACY)

Year 5

1. Decimal Place Value – Identify the value of digits in numbers with tenths, hundredths and thousandths.

2. Compare and Order – Explain why 0.6 is greater than 0.56.

3. Decimal Money Challenge – Calculate totals and change when shopping.

4. Rounding Decimals – Round prices and measurements to an appropriate place value.

5. Fraction Connections – Connect fractions, decimals and percentages using familiar quantities.

Year 6

1. Decimal Number Line – Locate and compare decimals accurately on a number line.

2. Real-Life Calculations – Add, subtract, multiply and divide decimals in shopping and measurement contexts.

3. Fraction–Decimal–Percentage Match – Match equivalent representations such as ¼, 0.25 and 25%.

4. Rounding Challenge – Decide which decimal place is most useful when estimating.

5. Create a Problem – Write a real-life decimal problem for another family member to solve.

Maths Talk Prompts

Instead of asking only "What's the answer?", try:

"What is the value of each digit?"

"Which number is greater? How do you know?"

"Where would this number go on a number line?"

"Can you represent it another way?"

"Does your answer make sense?"

"Where do we use decimals in everyday life?"

Ardeer
Primary School

Igniting Minds. Inspiring Excellence.

Taking 2027 Enrolments Now

-Safe, caring and inclusive environment
-Strong literacy and numeracy outcomes
-Dedicated, high-quality teachers
-Individual attention for every child
-Outstanding wellbeing supports
-A welcoming school community

✓ Small class sizes
✓ Before, after school and school holiday care program
✓ Onsite kindergarten







Phone: (03) 9363 1194
ardeer.ps@education.vic.gov.au
www.ardeerps.vic.edu.au

Ardeer
Primary School

Igniting Minds. Inspiring Excellence.

2026 Transition Dates

A parent information session will be held
9:00AM - 9:45AM - (13.11.26)

→ Friday 13th November
(9:00AM- 10:50AM)

→Friday 20th November
(9:00AM- 10:50AM)

→Friday 27th November
(9:00AM- 12:15PM)

Phone: (03) 9363 1194
ardeer.ps@education.vic.gov.au
www.ardeerps.vic.edu.au



TheirCare

Enrol for before and after school care now

...so you're ready when life happens!

Whether you're working, have an appointment, or something unexpected comes up, TheirCare supports parents with outside hours school care that's easy to book, inclusive and fun for kids.

* Welcoming educators that your kids know and trust
* Flexible care to support busy families
* Fun, engaging activities and nutritious snacks
* Social interaction and time spent with friends
* Part of your school community, contributing over $20M to schools across Australia



Enrol today - it takes just a few minutes. Click **here** or scan the code to get started.

www.TheirCare.com.au 1300 072 410

GET CONNECTED

Please follow us on Instagram

Ardeer.PS

All families were sent letters with their own unique code. Please download the Compass app and connect ASAP. Important reminders, updates, letters, notes etc. will be circulated via this platform throughout the year. Please contact the office if you require a new sign in.

All families should now be connected to their child's class. This is a wonderful platform to see your child's learning progression as you connect with their learning portfolio. If you have not connected and require a new sign in code, please see your child's teacher ASAP.